

PRODUCT INTRODUCTION

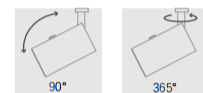
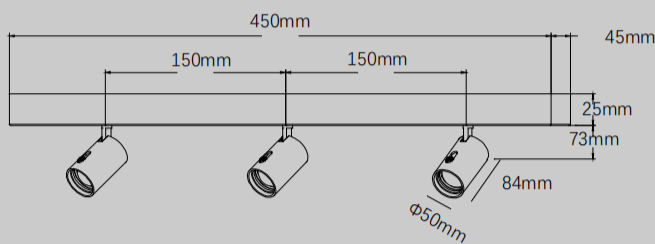
It features a very high color rendering index of CRI 98/95, which can highlight the special features of the items on display and catch the viewers' attention. The ceiling installation is incredibly simple and can be completed within minutes. The three independent, multi-directional spot lights provide total control over where the light is directed.

SPECIFICATION

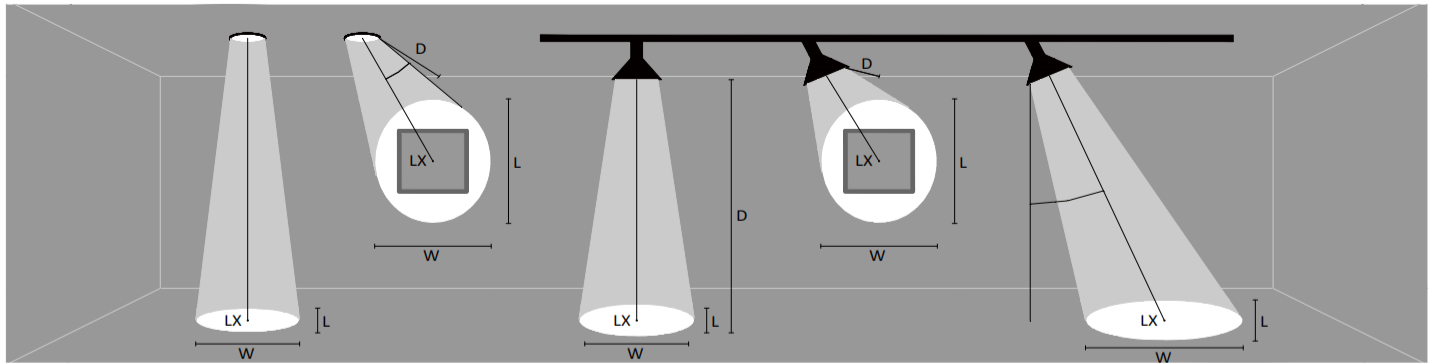
Wattage : 3x3W / 3x5W / 3x7W
 Color temperature : 2700K / 3000K / 4000K
 CRI : Ra95 (R9>90)
 Beam angle : 6-45°
 Adjusted by zoom lens control device
 Driver : AC220-240V
 Dimming : 0/1-10V , DALI , TRIAC , CASAMBI

FEATURES

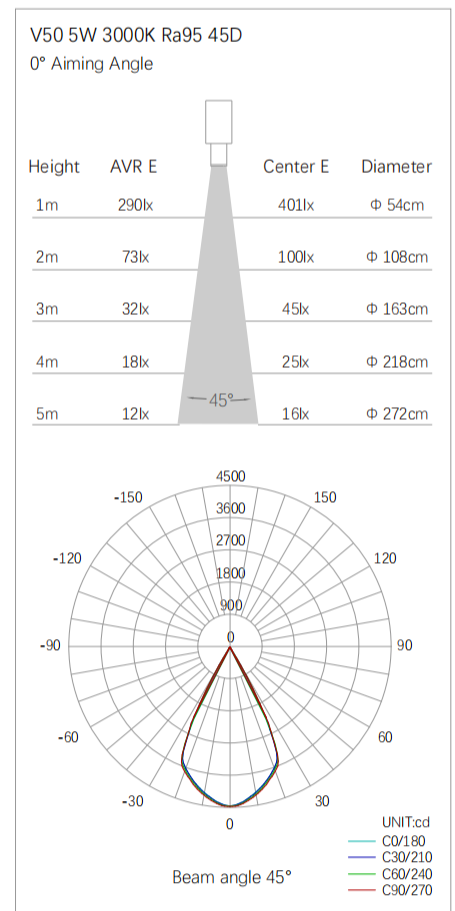
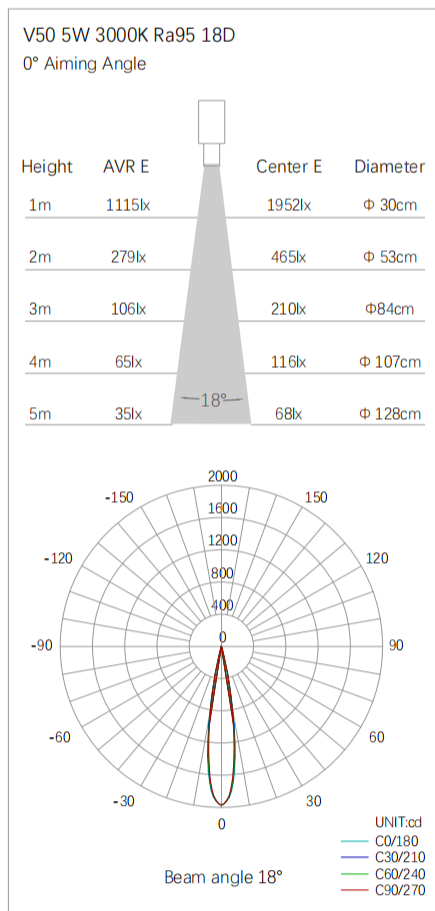
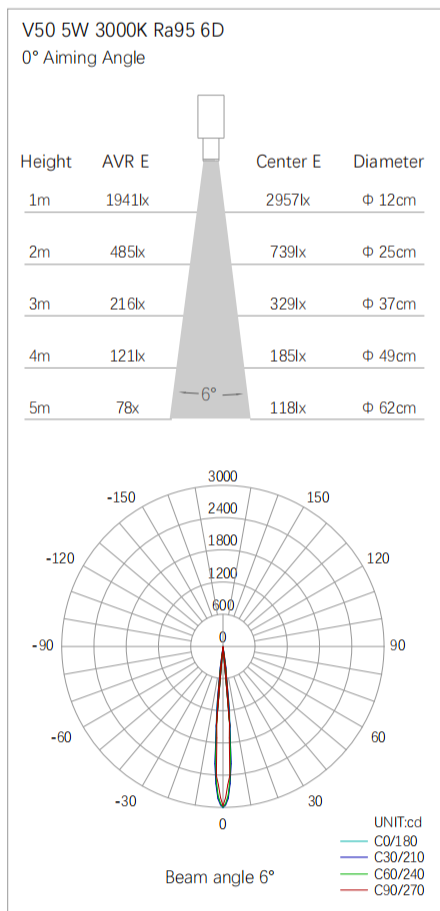
Product surface color : Silver, Black, Customized
 Rotatable through 365° on adaptor, 90° tilt
 Adaptor : Ceiling-mounted
 Protection degree : IP20 (En60598)
 Energy efficiency: EEIA




Radial distribution & Conical illuminance



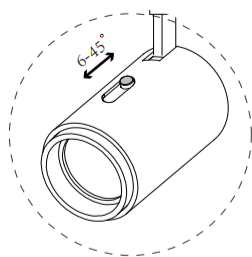
D Distance To Fix From Wall or Floor
 LX Initial illuminance Level At Center of Beam
 L Beam Length (where candlepower drops to 50% of maximum)
 W Beam Width (where candlepower drops to 50% of maximum)



Lighting effect



Beam angle adjustable



Specifications

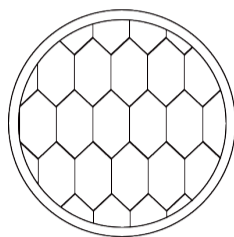
Model No.	Total Power (W)	LED Power (W)	Voltage	CRI (Ra)	Color Temp (K)	LED Flux (lm)	Beam Angle	IP Grade
Infinity V50 Studio	3x3	3x2.7	AC220-240V	95	2700	600	6-45°	IP20
					3000	660		
					4000	690		
Infinity V50 Studio	3x5	3x4.5			2700	1170		
					3000	1260		
					4000	1290		
Infinity V50 Studio	3x7	3x6.3			2700	1518		
					3000	1644		
					4000	1686		

· Thermally stable typical lumens (±10%)

Package information

Model No.	Packaging/Unit	Pieces/Unit	Dimensions (L x W x H)	Gross Weight	Volume
Infinity V28 Studio	Inner box	1	480x180x120mm	0.8kg	10.37dm ³
	Outer box	10	500x380x630mm	10kg	119.70dm ³

Optional accessories



Honeycomb louver



Color coated lens